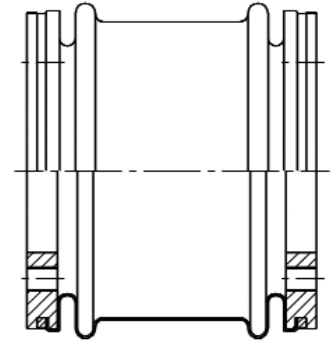


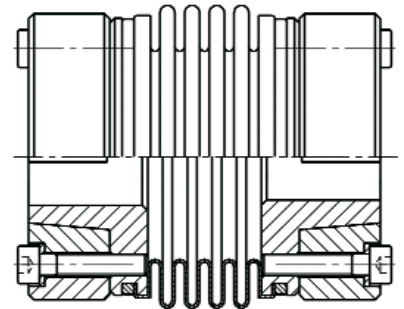
Series KE - flange design

- costeffective, torsional stiff metal bellows coupling
- attachment for flanges, special hubs, locking assemblies, gearboxes ...
- hub dimensions and bellows size customized up to 40.000 Nm



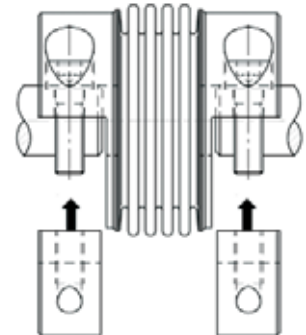
Series KHS - "High Speed" - design

- speed up to 25.000 rpm
- Aluminium design - low inertia
- special conical clamping ring connection
- rotary symmetric design - high balance quality
- 6 different size from 15 upto 600 Nm



Series KGH - splitted hub design

- simple installation
- customized length
- all- steel- version, up to 350°C
- backlash free - torsionl stiff
- 5 different sizes from 40 upto 700 Nm



Special variations

- special hub and bellow design according to customer request
- stainless steel couplings, for vacuum-, or satellite technic applications
- optimized solutions for motor-, gearbox-connection with extremely short design, only 2 corrugations

