

BA 400
BA 600




The BA Class.
Horizontal.



Efficiency.

There are many ways to machine steel and cast iron workpieces. But there are only a few allowing to reach an optimum result in view of the given situation. The SW BA class offers a machining center which has set standards in its class with regard to efficiency and performance and which will continue to do so. The BA 400 and BA 600 centers available with 2 or 4 spindles, with 4 and 5 axes which can be loaded in parallel with the machining process provide for the appropriate concept for your machining process.

The BA Class.
Horizontal.





MACHINING CENTRES FOR HEAVY MACHINING.

The BA – A Class of its Own.



The BA Class.
Horizontal.



Often copied – but unequaled. Since its launch the SW BA series is setting standards in the field of multi-spindle, heavy machining. Due to the excellent accessibility of the loading area from the front and from the top the machine can be loaded and unloaded manually or via an automated system - again in parallel with the machining process. For these machines SW is offering the following controls: Siemens, BoschRexroth and GE Fanuc.

- 2 sizes
- 2 or 4 spindles
- 4 or 5 axes
- Double-sided swivel carrier with two fixtures for workpiece change in parallel to the machining process
- Central cooling unit for highest possible temperature stability



SW
EMAG
BA **600**

Robust Design – Perfect Machining.



The BA Class.
Horizontal.

Behind the easily opening machine enclosure you find a robust portal-type machine design featuring a high dynamic rigidity.

- Machine bed designed as a torsion-stiff, high-strength welded steel structure
- Slides made of vibration-damping gray cast iron
- Hydraulic counterbalance in the vertical axis, including safety function
- Direct, absolute position measuring system
- Ballscrews in the linear axes
- Acceleration rates up to 8 m/s^2
- Rapid traverse rates up to 50 m/min
- Feed thrust up to 15 kN



Unmatched Expandable.


A milled guide slot with guided tool pockets running outside the machining area thus being protected against chips. For mastering even most complex tasks, the tool storage capacity can be expanded up to 224 pockets.


- Pick-up tool change
- Fixed place tool management
- Ergonomic loading position
- Form-fit locked toolholders
- Collision monitoring
- Magazine capacity from 60 to 224 tools

- Max. tool diameter
160 mm for BA 400
(250 mm optional)
250 mm for BA 600
(350 mm optional)
340 mm for BA 600-2G
- Max. tool weight
10 kg for BA 400
20 kg for BA 600
25 kg for BA 600-2G

The BA Class.
Horizontal.








Torque – According to Your Requirements.

The BA Class.
Horizontal.


Equipped with 2 or 4 synchronous motor spindles, the BA Class is perfectly suited for heavy machining operations. For extremely high torque requirements SW offers the BA 600-2G equipped with gear-driven spindles.

- Liquid-cooled (motor) spindles
- Oil mist lubrication of spindle bearings
- Air sensing system for tools in the spindle
- Tool monitoring systems
- BA 400
 - Spindle power up to 35 kW
 - Spindle speed up to 17.500 rpm
 - Torque up to 200 Nm/spindle
- BA 600
 - Spindle power up to 42 kW
 - Spindle speed up to 10.000 rpm
 - Torque up to 780 Nm/spindle




More Parts. Longer Run Time. Higher Profit.

The BA Class.
Horizontal.



The advantage of multi-spindle machining is simultaneous machining of several workpieces thus considerably reducing costs. It is also possible to assign several workpieces to one spindle. In SW clamping fixtures, designed and manufactured in our plant, up to 64 workpieces can be clamped, machined, washed and measured, that means 128 workpieces in 2 settings.

- 4-axis machining on standard fixture plate
- 5-axis, 5-sided machining with optional two or four satellites
- Unhindered chip flow due to horizontal machining
- Fully enclosed machining area
- Computer-assisted anti-collision and cycle time monitoring before start-up
- NC program optimisation offered as a service for the customer





The BA Class.
Horizontal.

Torque Motor or Worm Drive.

Not all machining operations can be solved by means of 4 axes. As an option, SW offers for the BA class 2 or 4 satellites for 5-axis machining – equipped with worm gear or torque motor drives - depending on the application.

- Satellites driven via worm or torque motor
- Direct, absolute measuring system
- Indexing accuracy +/- 5" for torque motor
- Indexing accuracy +/- 15" for worm gear drive

Range of workpieces.



The BA Class.
Horizontal.




BA 400-2



BA 400-4

- Exhaust manifolds
- Common Rail pump housings
- Hydraulic housings
- Wheel hubs for trucks
- Brackets
- Motor blocks
- Brake calipers
- Hinged tie bars
- Bearing caps
- Clamping chucks
- Caliper brackets
- Engine and gearbox housings

- Master brake cylinders
- ABS valve blocks
- Connecting rods for passenger cars
- Hinge hoops
- Hinges
- Gear-shift forks
- Bearing caps
- Hydraulic valve blocks



BA 600-2

BA 600-2 G

BA 600-4

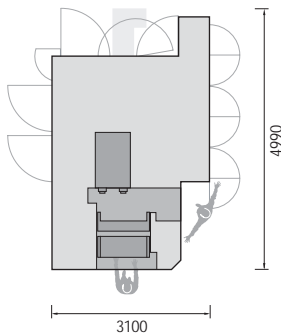
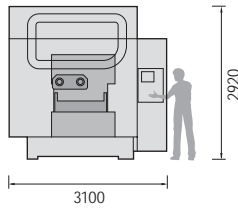
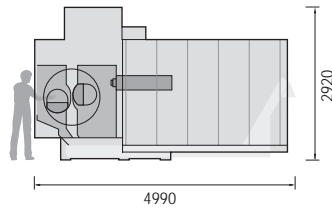
- Steering knuckles
- Knuckles (wheel)
- Knuckles (axle)
- Bearing caps
- Connecting rods for trucks
- Caliper brackets for trucks
- Motor blocks
- Swing arms
- Crankshaft housings
- Drill bits

- Calipers for trucks
- Calipers for passenger cars
- Steering knuckles for trucks
- Turbo charger housings
- Crankshaft bearing caps

- Steering knuckles
- Knuckles (wheel)
- Hinges
- Caliper brackets
- Housings
- Calipers

Technical Data BA 400.

BA 400-2



BA 400-2

Working range

X-axis	400 mm
Y-axis (toolchange position)	450 mm (700 mm)
Z-axis	400 mm
Spindle distance	400 mm
Swivel table/end support with crown gear; swivelling time 0/180°	approx. 4 s

2 NC-rotary tables with end support, hydraulically locked, speed of face plate	33,3 rpm
--	----------

Work spindle

Spindle taper	Hollow shank DIN 69893 – HSK – A63
Diameter of spindle bearings	80 mm

Power at S6/40% duty cycle (standard)

Power	2 x 25 kW/2.800 rpm
Max. torque	2 x 85 Nm
Speed range	1 – 12.500 rpm (1 – 17.500 rpm*)

Power at S6/40% duty cycle (option)

Power	2 x 35 kW/2.800 rpm
Max. torque	2 x 120 Nm (2 x 200 Nm, S6/25 % ED*)
Speed range	1 – 12.500 min ⁻¹ (1 – 10.000 rpm*)

Feed rate

X, Z	1 – 50.000 mm/min
Y	1 – 50.000 mm/min
Max. feed thrust X, Y, Z	9.250 N

Tool magazine

Capacity	2 x 30 (2 x 60*) (2 x 92*)
Max. tool diameter	75 mm/160 mm (free adjacent place)
Max. tool length	300 mm
Max. tool weight	10 kg

Toolchange

Chip-to-chip time	approx. 3,8 s
-------------------	---------------

Accuracy (according to VDI/DGQ 3441)

Positioning tolerance	Tp = 0,010 mm
-----------------------	---------------

Connected load

Operating voltage	3 x 400 Volt, 50 Hz, TN-S/TN-C network
Total connected load	approx. 68 KVA
Mean air consumption	0,6 Nm ³ /min (6 bar)

CNC control system

GE Fanuc	16i
SIEMENS	SINUMERIK 840 D

Weight

Machine including switch cabinet	approx. 12.000 kg
----------------------------------	-------------------

Dimensions

machine installed, (W x H x L)	approx. 3,1 x 3,0 x 5,0 m
Transport dimensions (machine without peripheral equipment W x H x L)	approx. 3,1 x 3,0 x 4,2 m

(*) = optional

BA 400-4

200 mm

450 mm (700 mm)

400 mm

200 mm

approx. 4 s

33,3 rpm

Hollow shank DIN 69893 – HSK – A63

65 mm

4 x 16 kW/ 3.000 rpm

4 x 50 Nm

1 – 17.500 rpm

4 x 25 kW/ 3.000 rpm

4 x 80 Nm

1 – 10.000 rpm*

1 – 45.000 mm/min

1 – 50.000 mm/min

11.000 N

4 x 30 (4 x 46*)

70 mm/125 mm (free adjacent place)

300 mm

6 kg

approx. 4,2 s

$T_p = 0,010$ mm

3 x 400 Volt, 50 Hz, TN-S/TN-C network

approx. 100 KVA

1,2 Nm³/min (6 bar)

16i

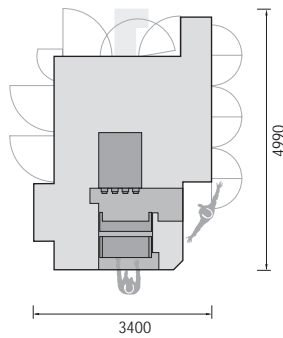
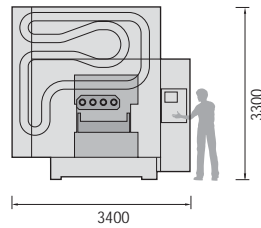
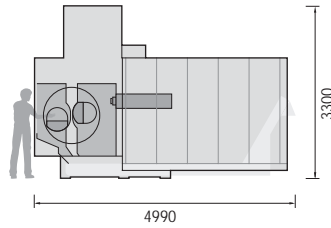
SINUMERIK 840 D

approx. 13.000 kg

approx. 3,4 x 3,3 x 5,0 m

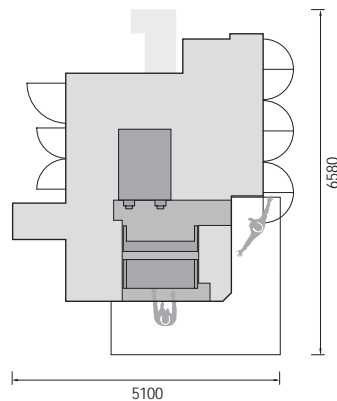
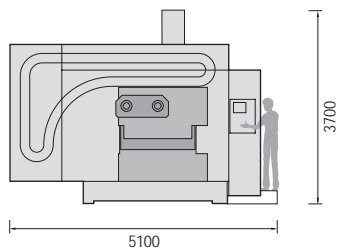
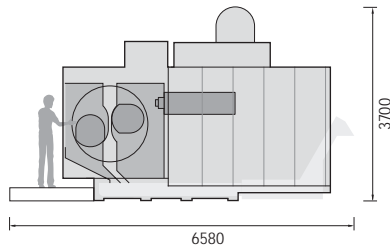
approx. 3,3 x 3,3 x 4,8 m

BA 400-4



Technical Data BA 600.

BA 600-2 / BA 600-2G



BA 600-2

■ Working range

X-axis	600 mm
Y-axis (toolchange position)	600 mm (975 mm)
Z-axis	500 mm
Spindle distance	600 mm
Swivel table/end support with crown gear: swivelling time 0/180°	approx. 6 s
2 NC-rotary tables with end support, hydraulically locked, speed of face plate	25 rpm

■ Work spindle

Spindle taper	Hollow shank DIN 69893 – HSK – A100
Diameter of spindle bearings	100 mm

■ Power at S6/40% duty cycle (standard)

Power	2 x 38 kW/1.000 rpm
Max. torque	2 x 363 Nm
Speed range	1 – 10.000 rpm

■ Power at S6/40% duty cycle (option)

Power	
Max. torque	
Speed range	

■ Feed rate

X, Y, Z	1 – 45.000 mm/min
Max. feed thrust X, Y	15.000 N
Max. feed thrust Z	15.000 N

■ Tool magazine

Capacity	2 x 40 (2 x 50*)
Max. tool diameter	100 mm/250 mm (free adjacent place)
Max. tool length	420 mm
Max. tool weight	20 kg

■ Toolchange

Chip-to-chip time	approx. 4,9 s
-------------------	---------------

■ Accuracy (according to VDI/DGQ 3441)

Positioning tolerance	$T_p = 0,010$ mm
-----------------------	------------------

■ Connected load

Operating voltage	3 x 400 Volt, 50 Hz, TN-S/TN-C network
Total connected load	approx. 120 KVA
Mean air consumption	1,2 Nm ³ /min (6 bar)

■ CNC control system

Bosch-Rexroth	Indramat MTC
GE FANUC	16i
Siemens	SINUMERIK 840 D

■ Weight

Machine including switch cabinet	approx. 20.000 kg
----------------------------------	-------------------

■ Dimensions

Dimensions (machine installed), without paper tape filter (W x H x L)	approx. 5,1 x 3,8 x 6,6 m
Dimensions (machine installed), with paper tape filter (W x H x L)	approx. 5,1 x 3,8 x 8,7 m
Transport dimensions (machine without peripheral equipment W x H x L)	3,4 x 3,3 x 3,8 m (machine element 1) 4,2 x 3,0 x 2,4 m (machine element 2)

(*) = optional

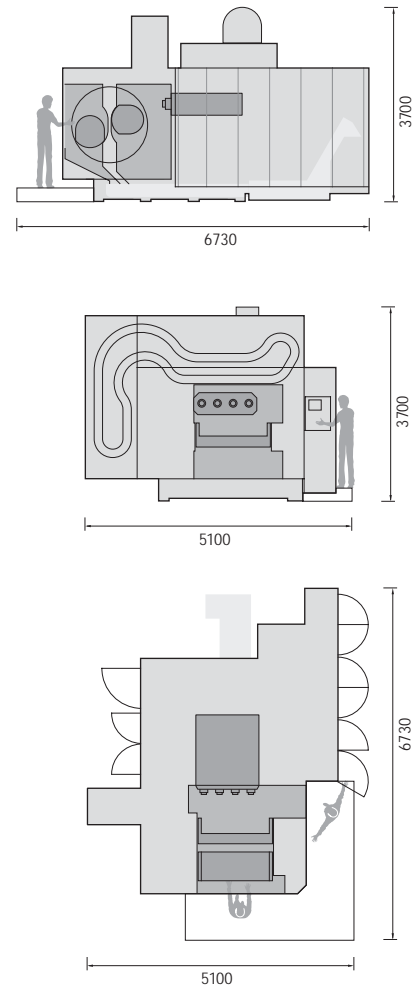
BA 600-2G

600 mm
550 mm (975 mm)
360 mm
600 mm
approx. 6 s
25 rpm
Hollow shank DIN 69893 – HSK – A100
100 mm
2 x 31 kW/375 rpm
2 x 780 Nm
1 – 5.000 rpm
1 – 45.000 mm/min
15.000 N
15.000 N
2 x 40 (2 x 25*)
100 mm/340 mm (free adjacent place)
300 mm
25 kg
approx. 4,9 s
$T_p = 0,010$ mm
3 x 400 Volt, 50 Hz, TN-S/TN-C network
approx. 110 KVA
1,2 Nm ³ /min (6 bar)
SINUMERIK 840 D
approx. 20.000 kg
approx. 5,1 x 3,8 x 6,6 m
approx. 5,1 x 3,8 x 8,7 m
3,4 x 3,3 x 3,8 m (machine element 1)
4,2 x 3,5 x 2,4 m (machine element 2)

BA 600-4

300 mm
600 mm (975 mm)
500 mm
300 mm
approx. 6 s
25 rpm
Hollow shank DIN 69893 – HSK – A63
80 mm
4 x 25 kW/2.800 rpm
4 x 85 Nm
1 – 12.500 rpm (1 – 17.500 rpm*)
4 x 35 kW/2.800 rpm
4 x 120 Nm (2 x 200 Nm, S6/25 % ED*)
1 – 12.500 rpm (1 – 10.000 rpm*)
1 – 45.000 mm/min
15.000 N
20.000 N
4 x 30
80 mm/160 mm (free adjacent place)
350 mm
10 kg
approx. 5,1 s
$T_p = 0,010$ mm
3 x 400 Volt, 50 Hz, TN-S/TN-C network
approx. 150 KVA
1,2 Nm ³ /min (6 bar)
30i
SINUMERIK 840 D
approx. 20.000 kg
approx. 5,1 x 3,8 x 6,7 m
approx. 5,1 x 3,8 x 8,7 m
4,1 x 3,4 x 3,8 m (machine element 1)
4,6 x 3,4 x 2,3 m (machine element 2)

BA 600-4



Active Around The World.

EMAG

Gruppen-Vertriebs- und Service GmbH

Salach

Austrasse 24
73084 Salach
Germany
Phone: +49 (0)7162 17 0
Fax: +49 (0)7162 17 820
E-mail: info@salach.emag.com

Köln

Robert-Perthel-Strasse 79
50739 Köln
Germany
Phone: +49 (0)221 126152 0
Fax: +49 (0)221 126152 19
E-mail: info@koeln.emag.com

Herford

Arndtstrasse 8
32052 Herford
Germany
Phone: +49 (0)5221 9333 0
Fax: +49 (0)5221 9333 25
E-mail: info@herford.emag.com

Frankfurt

Orber Strasse 8
60386 Frankfurt/Main
Germany
Phone: +49 (0)69 40802 0
Fax: +49 (0)69 40802 412
E-mail: info@frankfurt.emag.com

Leipzig

Pittlerstrasse 26
04159 Leipzig
Germany
Phone: +49 (0)341 4666 0
Fax: +49 (0)341 4666 114
E-mail: info@leipzig.emag.com

München

Zamdorferstrasse 100
81677 München
Germany
Phone: +49 (0)89 99886 250
Fax: +49 (0)89 99886 160
E-mail: info@muenchen.emag.com

The BA Class.
Horizontal.

NODIER EMAG INDUSTRIE S.A.

Service commercial:
38, rue André Lebourblanc - B.P. 26
78592 Noisy le Roi
France
Phone: +33 1 30 80 47 70
Fax: +33 1 30 80 47 69
E-mail: info@nodier.emag.com

EMAG MAQUINAS HERRAMIENTA S.L.

Pasaje Arrahona, No.18
Centro Industrial Santigua
08210 Barberà del Vallès (Barcelona)
Spain
Phone: +34 93 719 5080
Fax: +34 93 729 7107
E-mail: info@emh.emag.com

ZETA EMAG SpA

Viale Longarone 41/A
20080 Zibido S.Giacomo (MI)
Italy
Phone: +39 02 905942 1
Fax: +39 02 905942 21
E-mail: info@zeta.emag.com

EMAG (UK) Ltd.

Chestnut House,
Kingswood Business Park
Holyhead Road
Albrighton
Wolverhampton WV7 3AU
Great Britain
Phone: +44 1902 376090
Fax: +44 1902 376091
E-mail: info@uk.emag.com

KP-EMAG

ul. Butlerova 17
117342 Moskau
Russia
Phone: +07 495 3302574
Fax: +07 495 3302574
E-mail: info@kp.emag.com

EMAG L.L.C. USA

38800 Grand River Avenue
Farmington Hills, MI 48335,
USA
Phone: +1 248 442 6584
Fax: +1 248 442 6706
E-mail: info@usa.emag.com

EMAG MEXICO

Colina de la Umbria 10
53140 Boulevares
Naucalpan Edo. de México
Mexico
Phone: +52 55 5 3742665
Fax: +52 55 5 3742664
E-mail: info@mexico.emag.com

EMAG DO BRASIL Ltda.

Rua Ricardo Abed, 114
Pirituba
05171-030 São Paulo
SP, Brazil
Phone: +55(0)11 3906 9238
Fax: +55(0)11 3906 9238
E-mail: info@brasil.emag.com

Dänemark

Horsvangen 31
7120 Vejle Ø
Denmark
Phone: +45 75 854 854
Fax: +45 75 816 276
E-mail: info@daenemark.emag.com

Österreich

Dorfstrasse 343
5423 St. Koloman
Austria
Phone: +43 (0)6241 640
Fax: +43 (0)6241 26204
E-mail: info@austria.emag.com

EMAG Machine Tools (Taicang) Co., Ltd.

Room 2315 B, Far East International Plaza
No. 317 Xianxia Road
200051 Shanghai,
P.R. China
Phone: +86 21 62 35 15 20
Fax: +86 21 62 35 01 18
E-mail: info@china.emag.com

EMAG INDIA Private Limited

#12, 12th Main Street, 17th Cross
Malleswaram
Bangalore - 560 055,
India
Phone: +91 80 2344 7498
Fax: +91 80 2344 7498
E-mail: info@india.emag.com

EMAG KOREA Ltd.

Lotte IT Castle 1st B/D, Rm 806
550-1, Kasan-dong
Kamchun-gu
153-803 Seoul
South Korea
Phone: +82 2 2026 7660
Fax: +82 2 2026 7670
E-mail: info@korea.emag.com

TAKAMAZ EMAG Ltd.

1-8 Asahigaoka Hakusan-City
Ishikawa Japan, 924-0004
Japan
Phone: +81 76 274 1409
Fax: +81 76 274 8530
E-mail: info@takamaz.emag.com

EMAG SOUTH AFRICA

P.O. Box 2900
Kempton Park 1620
Rep. South Afrika
Phone: +27 11 3935070
Fax: +27 11 3935064
E-mail: info@southafrica.emag.com





Schwäbische Werkzeugmaschinen GmbH
Seedorfer Strasse 91
D-78713 Schramberg – Waldmössingen
Phone: +49 (0) 74 02 / 74 - 0
Fax: +49 (0) 74 02 / 74 - 211
info@sw-machines.de
www.sw-machines.de



SW a company within the EMAG group