

## MACHINE MODEL

# H 601

## Semiautomatic double column bandsaws for pipes

### Short description

Semiautomatic double column bandsaws with hydraulic movement of the cutting saws. Machine has the possibility to cut from 0° to 60° to cut left. H 601 is the perfect working tool to cut pipes, bars and solid materials (up to 280mm on the round) and is suitable for carpentry works.



Cutting capacity at 90°	Round: 510mm - Square: 450mm - Rectangular: 610x440mm
Cutting capacity at 45°	Round: 440mm - Square: 440mm - Rectangular: 440x450mm
Cutting capacity at 60°	Round: 260mm - Square: 260mm - Rectangular: 250x450mm
Cutting capacity at 90° with bundle	Max 600x250mm - Min 150x50mm
Cutting capacity at 90° solid (C45)	280mm (350mm with 41mm blade and 4KW motored.)
Blade size	5320x34x1.1mm
Maximum opening of the vice	620mm
Blade inclination	6°
Blade motor	3Kw
Blade speed	15÷110
Working plate height	820mm
Hydraulic unit tank capacity	20l
Coolant tank capacity	60l
Machine size	1500x2850x2170mm
Weight	1700kg

## Features



### Working area

Machine has a wide working area to fully support the material while cutting. The plate is supported by a central pivot with preloaded bearings.



### Graduated scale

H 601 worktable has a system with cutting grades reported on the plate that allows to always have the highest precision and accuracy while setting the cutting angle.




### Steel sawframe

H 601 has a rigid steel electrowelded sawframe with tubular section to have maximum stability while working. The saw movement onto big size column through two recirculating ballscrews linear guides. To increase the cutting performance, the bandsaw has a very high blade tension (2000kg/cm<sup>2</sup>).



### 6° blade inclination

H 601 allows to have the highest efficiency and high cutting performances even on big section thanks to the 6° blade inclination that eases the material penetration even on solids and full pieces and helps avoiding any vibration, binding or slowdown while working.



### Blocking vice

It's also present an hydraulic blocking vice sliding on chromed bar with 260mm height closing jaws.



### Material detection device

To ease the fast approach of the saw blade to the material, the machine is equipped with an innovative mechanical material detection device which allows to easy set automatically the first cut point.



### End-cut point

The machine is equipped with a control micro-switch on the mobile blade guide for the automatic detection of the end-cut point.



### Horizontal supporting roll

The machine has a supplementary support roll placed on the loading side for a better support to the material even on bigger sizes. It's also present, on the loading side, a predisposition for roller table.



### Panel control

Stand-alone, the mobile panel control gives the operator full control of the cutting process, allowing to set all the main working parameters thanks to an easy interface.



### Variable blade speed

The machine is equipped with ESC, electronic inverter for variable speed so that it's suitable to cut different materials.



### High performance (Optional)

**OPTIONAL**

It's possible to improve machine and cutting performances applying the 4KW supplementary motor reducer for 41mm blade and hydraulic tensioning.



### Cutting angle view (Optional)

**OPTIONAL**

It's available as a optional the LCD display to view the set cutting angle.



#### Minimal lubrication system (Optional)

OPTIONAL


It is possible to require , for all Imet machines, the minimal lubrication system , it avoids the dispersion of refrigerant liquid typical in the use of emulsifiable oil, the life of the blade is not in any way affected



#### Laser ray (Optional)

OPTIONAL

The laser ray allows to optimize the cutting process by indicating the cutting line that will be executed



#### Bundle cutting device (Optional)

OPTIONAL

Hydraulic bundle cutting device for H 601. Maximum cutting capacity is 600x250mm, minimum 150x60mm



#### Connection element for unloading side (Optional)

OPTIONAL

Connection element between roller table and machine for unloading side.





**Loading/unloading roller table (Optional)**

**OPTIONAL**

Roller table compatible with both loading and unloading table with 1 leg, maximum capacity 1500kg, length 1.5m



**Digital reading roller table (Optional)**

**OPTIONAL**


Unloading roller table with digital reading and manual positioning. Available: -3m RTL3KS600 -6m RTL6KS600 -9m RTL9KS600



**Motorized length stop roller table (Optional)**

**OPTIONAL**


Roller table with motorized length stop and lengths selection through the keyboard. Available: -3m: RTP3KS600 -6m: RTP6KS600 -9m: RTP9KS600



**Motorized roller table for loading side (Optional)**

**OPTIONAL**


Loading motorized roller table with chain transmission and motor reducer managed by inverter with keyboard. -3m; capacity 3000kg, RTR3KS600C -6m; capacity 6000kg, RTR6KS600C -9m; capacity 9000kg, RTR9KS600C -12m; capacity 12000kg, RTR12KS600C



**Motorized roller table unloading side (Optional)**

**OPTIONAL**

Unloading motorized roller table with chain transmission and motor reducer managed by inverter with keyboard. -3m; capacity 3000kg, RTR3KS600S -6m; capacity 6000kg, RTR6KS600S -9m; capacity 9000kg, RTR9KS600S -12m; capacity 12000kg, RTR12KS600S



**Digital reading length stop with manual positioning (Optional)**

**OPTIONAL**

Digital reading length stop with manual positioning. automatic slowdown sensors available only with RTR. -3m: RL3S -6m: RL6S -9m: RL9S -12m: RL12S



**CNC motorized measurement (Optional)**

**OPTIONAL**

CNC motorized measurement with fast approaching for automatic slowdown of the piece (only with RTR). -RR6S, measurement length 6m -RR9S, measurement length 9m -RR12S, measurement length 12m



**Pair of vertical rollers (Optional)**

**OPTIONAL**

Pair of vertical containment rollers in steel, max 2 pair every 1.5m.



**Vertical roller (Optional)**

**OPTIONAL**

Single vertical roller with 250mm to prevent falls while moving the pierce. Max 2 each 1.5m.