

TRADE MAX



PNEUMATIC / HYDRAULIC / ELECTRIC TAPPING MACHINE

**SAFE,
RAPID AND EFFICIENT,
ABLE TO SOLVE ALL TAPPING PROBLEMS.**



TRADE MAX



COMPANY PROFILE

Maho Enterprise Co., Ltd. was established in 1988, and accompanies with the trade marks **TRADE MAX** to all over the world. To construct long-term cooperation relationship with our clients, Maho got reputation from the tapping field that had many exclusive monopolies.

Maho was specialized in Pneumatic tapping machine, Hydraulic tapping machine, Electric tapping machine and relative accessories, including tap holder and quick change tapping chuck in Taiwan have been 25 years.

For the international trend, Maho are attending importance to brain gain, staff training in order to bring out the best quality, and innovation. Our company also has invested a lot of capital and developing people to develop the tapping machines and accessories to meet the needs of market continuously. To offer professional service, Maho provide the service and technical support for all of our customers.



INDEX

Pneumatic Tapping Machine TYPE AQ	2
Pneumatic Tapping Machine TYPE AR	3
Pneumatic Tapping Machine TYPE AS	4
Pneumatic Tapping Machine TYPE AT	5~6
Special Accessories Of Pneumatic Tapping Machine	7
Portable & Moveable Magnetic Base	7
Special Accessories Of Pneumatic Tapping Machine	8
Special Accessories Of Pneumatic/Hydraulic/Electric Tapping Machine	8
Adaptor Type TCS – B / TRE	9
Pneumatic Tapping Tool Type ATH	10
Hydraulic Tapping Machine Type HMT	11~13
Special Accessories Of Hydraulic Tapping Machine	13
Hydraulic Tapping Machine Type HM	14
Electric Tapping Machine Type DMR	15
Electric Tapping Machine Type DMT	16
Electric Tapping Machine Type EMAQ	17
Electric Tapping Machine Type EMAT	17
Tap Shank Dimensions	18

Type AQ-08, 12, 16

Model	AQ-08-950	AQ-12-950	AQ-16-950
For Tap	M2~M8	M3~M12	M3~M16
Speed (rpm)	700	400	300
Work Range	Rmax 950 mm		Rmin 100 mm
Weight (kg)	16	16	24
Code	0134 00010208	0134 00010312	0134 00010316

Example for ordering :
AQ-08-950 TCS1B/ØX□—SIX



STANDARD ACCESSORIES

- Pneumatic tapping spindle
- Stretch arm
- Slanted arm
- Table mounting column
- Air unit
- Choose any six safety clutch tapping adapters

Type AQ-20, 22, 24, 27, 30

Model	AQ-20-1000	AQ-22-1000	AQ-24-1000	AQ-27-1000	AQ-30-1000
For Tap	M3~M20	M3~M22	M3~M24	M3~M27	M3~M30
Speed (rpm)	150/400	120/300	100/300	70/220	40/200
Work Range	Rmax 1000 mm		Rmin 100 mm		
Weight (kg)	25	25	25	25	25
Code	0134 00010320	0134 00010322	0134 00010324	0134 00010327	0134 00010330

Example for ordering :
AQ-22-1000 TCS2B/ØX□—SIX




Patent on record

STANDARD ACCESSORIES

- Pneumatic tapping spindle
- Stretch arm
- Slanted arm
- Table mounting column
- Air unit
- Choose any six safety clutch tapping adapters

TRADE MAX PNEUMATIC TAPPING MACHINE

Type AR-16, 20, 22, 24, 27, 30



Model	AR-16	AR-20	AR-22
For Tap	M3~M16	M3~M20	M3~M22
Speed (rpm)	300	150/400	120/300
Work Range	Rmax 1100 mm Rmin 250 mm		
Weight (kg)	35	35	35
Code	0138 00000316	0138 00000320	0138 00000322
Model	AR-24	AR-27	AR-30
For Tap	M3~M24	M3~M27	M3~M30
Speed (rpm)	100/300	70/220	40/200
Work Range	Rmax 1100 mm Rmin 250 mm		
Weight (kg)	35	35	35
Code	0138 00000324	0138 00000327	0138 00000330

Example for ordering :
AE-08-700 TCS1B/ØX□—SIX

STANDARD ACCESSORIES

- Pneumatic tapping spindle
- Stretch arm
- Table mounting column
- Air unit
- Choose any six safety clutch tapping adapters

Type AS-08, 12, 16



Model	AS-08 / II	AS-12 / II	AS-16/ II
For Tap	M2~M8	M3~M12	M3~M16
Speed (rpm)	700	400	300
Work Range	Rmax 1400 mm		Rmin 200 mm
Weight (kg)	21	21	26
Code	0131 00010208	0131 00010312	0131 00010316

Example for ordering :
AS-08 / II TCS1B/ØX□—SIX

STANDARD ACCESSORIES

- Pneumatic tapping spindle
- Stretch arm
- Slanted arm
- Table mounting column
- Air unit
- Choose any six safety clutch tapping adapters

Type AS-20, 22, 24, 27, 30


Model	AS-20 / II	AS-22 / II	AS-24 / II	AS-27 / II	AS-30 / II
For Tap	M3~M20	M3~M22	M3~M24	M3~M27	M3~M30
Speed (rpm)	150/400	120/300	100/300	70/220	40/200
Work Range	Rmax 1400 mm		Rmin 200 mm		
Weight (kg)	27	27	27	27	27
Code	0131 00010320	0131 00010322	0131 00010324	0131 00010327	0131 00010330

Example for ordering :
AS-20 / II TCS2B/ØX□—SIX

Patent on record

STANDARD ACCESSORIES

- Pneumatic tapping spindle
- Stretch arm
- Slanted arm
- Table mounting column
- Air unit
- Choose any six safety clutch tapping adapters



Type AT-08, 12, 16



Model	AT-08 / I	AT-12 / I	AT-16 / I
For Tap	M2~M8	M3~M12	M3~M16
Speed (rpm)	700	400	300
Work Range	Rmax 1600 mm		Rmin 500 mm
Weight (kg)	20	20	25
Code	0130 00000208	0130 00000312	0130 00000316

Example for ordering :
AT-08 / I TCS1B/ØX□—SIX

STANDARD ACCESSORIES :

- Pneumatic tapping spindle
- Stretch arm
- Table mounting column
- Air unit
- Choose any six safety clutch tapping adapters

Type AT-20, 22, 24, 27, 30

Model	AT-20 / I	AT-22 / I	AT-24 / I	AT-27 / I	AT-30 / I
For Tap	M3~M20	M3~M22	M3~M24	M3~M27	M3~M30
Speed (rpm)	150/400	120/300	100/300	70/220	40/200
Work Range	Rmax 1600 mm		Rmin 500 mm		
Weight (kg)	36	36	36	36	36
Code	0130 00000320	0130 00000322	0130 00000324	0130 00000327	0130 00000330

Example for ordering :
AT-20 / I TCS2B/ØX□—SIX

Patent on record

STANDARD ACCESSORIES

- Pneumatic tapping spindle
- Stretch arm
- Table mounting column
- Air unit
- Choose any six safety clutch tapping adapters



TRADE MAX PNEUMATIC TAPPING MACHINE

Type AT-08, 12



Model	AT-08 / II	AT-12 / II	AT-16 / II
For Tap	M2~M8	M3~M12	M3~M16
Speed (rpm)	700	400	300
Work Range	Rmax 1900 mm		Rmin 200 mm
Weight (kg)	23	23	27
Code	0130 00010208	0130 00010312	0130 00010316

Example for ordering :
AT-08 / II TCS1B/ØX□—SIX

STANDARD ACCESSORIES

- Pneumatic tapping spindle
- Stretch arm
- Slanted arm
- Table mounting column
- Air unit
- Choose any six safety clutch tapping adapters

Type AT-20, 22, 24, 27, 30

Model	AT-20 / II	AT-22 / II	AT-24 / II	AT-27 / II	AT-30 / II
For Tap	M3~M20	M3~M22	M3~M24	M3~M27	M3~M30
Speed (rpm)	150 / 400	120 / 300	100/300	70 / 220	40 / 200
Work Range	Rmax 1900 mm		Rmin 200 mm		
Weight (kg)	38	38	38	38	38
Code	0130 00010320	0130 00010322	0130 00010324	0130 00010327	0130 00010330

Example for ordering :
AT-20 / II TCS2B/ØX□—SIX

Patent on record

STANDARD ACCESSORIES

- Pneumatic tapping spindle
- Stretch arm
- Slanted arm
- Table mounting column
- Air unit
- Choose any six safety clutch tapping adapters



TRADE MAX SPECIAL ACCESSORIES OF PNEUMATIC TAPPING MACHINE

90° and Various Degree Tapping Device
Patent on record



Model	Weight (kg)	Code
AQ.AS.AT08-90°	2	0133 00000890
AQ.AS.AT12-90°	2	0133 00001290



Model	Weight (kg)	Code
AQ.AS.AT16-90°	2	0133 00001690
AQ.AS.AT20-90°	2	0133 00002090
AQ.AS.AT22-90°	2	0133 00002290
AQ.AS.AT24-90°	2	0133 00002490
AQ.AS.AT27-90°	2	0133 00002790
AQ.AS.AT30-90°	2	0133 00003090

TRADE MAX PORTABLE & MOVEABLE MAGNETIC BASE



Model	Magnetic Base		Model for Magnetic	Weight (kg)	Code
	Holding power	Dimension			
TLM-300	300 kg	LxWxH(mm) 150x90x93	AQ. AE . AS . AT08. AT12 . AT16	10	0133 00000300
TLM-600	600 kg	LxWxH(mm) 224x115x120	AT20 . AT22.AT24. AT27. AT30	23	0133 00000600



TM 800037
Auto Reverse Device

**SPECIAL ACCESSORIES OF PNEUMATIC/HYDRAULIC/
ELECTRIC TAPPING MACHINE**



TM 800030
Automatic Tap
Lubricator System



TM 800032
Cast Iron Work cart
Dimension : 900×630×900mm
Weight : 200kg

Type ATH-12-1

Pneumatic Various degree Tapping Hand Tool



Type ATH-12-2

Pneumatic Chuck Tapping Hand Tool



Type ATH-12-3

Pneumatic Torsional Tapping Hand Tool



Model	For Tap	Speed (rpm)	Spindle Type	Max. Air Consumption (Nm ³ / min)	Air Hose Size (mm)	Weight (kg)	Parts	Code
ATH-12-1	M2 ~ M12	250	HTP/B12	0.4	9.5	2.5	Wrench	0136 0000121
ATH-12-2	M2 ~ M12	250	CAP10/B12	0.4	9.5	2.5	Wrench	0136 0000122
ATH-12-3	M2 ~ M12	250	TH1/B12	0.4	9.5	4	W/6pcs Torsional Collets + Wrench	0136 0000123

Type HMT-22



Model	HMT-22	
For Tap	M3 ~ M22	
Speed (rpm)	0 ~ 400	
Work Range	Rmax (mm)	1600
	Rmin (mm)	200
Voltage	220/380 V, 50/60 Hz, 3-PHASE	
Electric Motor	3 HP	
Hydraulic Pressure	100 kg/cm ²	
Weight (kg)	400 / 500	
Code	0135 0000322	

STANDARD ACCESSORIES

- Hydraulic tapping spindle
- Parallel arm
- Slanted arm
- Table mounting column
- Choose any six safety clutch tapping adapters
- Cast iron work cart
- Electric Motor, Hydraulic Pump, Hydraulic Box
- Electric - Controlled Device

Type HMT-32



Model	HMT-32	
For Tap	M4 ~ M32	
Speed (rpm)	0~500 / 0~105	
Work Range	Rmax (mm)	1600
	Rmin (mm)	200
Voltage	220/380 V, 50/60 Hz, 3-PHASE	
Electric Motor	3 HP	
Hydraulic Pressure	100 kg/cm ²	
Weight (kg)	400 / 500	
Code	0135 0000432	

STANDARD ACCESSORIES

- Hydraulic tapping spindle
- Parallel arm
- Slanted arm
- Table mounting column
- Choose any six safety clutch tapping adapters
- Cast iron work cart
- Electric Motor, Hydraulic Pump, Hydraulic Box
- Electric - Controlled Device

Type HMT-42



Model	HMT-42	
For Tap	M4 ~ M42	
Speed (rpm)	0~400 / 0~75	
Work Range	Rmax (mm)	1600
	Rmin (mm)	200
Voltage	220/380 V, 50/60 Hz, 3-PHASE	
Electric Motor	3 HP	
Hydraulic Pressure	100 kg/cm ²	
Weight (kg)	400 / 500	
Code	0135 00000442	

STANDARD ACCESSORIES

- Hydraulic tapping spindle
- Parallel arm
- Slanted arm
- Table mounting column
- Choose any six safety clutch tapping adapters
- Cast iron work cart
- Electric Motor, Hydraulic Pump, Hydraulic Box
- Electric - Controlled Device

Type HMT-50



Model	HMT-50	
For Tap	M8 ~ M50	
Speed (rpm)	0 ~ 360 / 0 ~ 60	
Work Range	Rmax (mm)	1600
	Rmin (mm)	200
Voltage	220/380 V, 50/60 Hz, 3-PHASE	
Electric Motor	5 HP	
Hydraulic Pressure	140 kg/cm ²	
Weight (kg)	400 / 500	
Code	0135 00000850	

STANDARD ACCESSORIES

- Hydraulic tapping spindle
- Parallel arm
- Slanted arm
- Table mounting column
- Choose any six safety clutch tapping adapters
- Cast iron work cart
- Electric Motor, Hydraulic Pump, Hydraulic Box
- Electric - Controlled Device

Type HMT-60



Model	HMT-60	
For Tap	M8 ~ M60	
Speed (rpm)	0 ~ 360 / 0 ~ 60	
Work Range	Rmax (mm)	1600
	Rmin (mm)	200
Voltage	220/380 V, 50/60 Hz, 3-PHASE	
Electric Motor	10 HP	
Hydraulic Pressure	140 kg/cm ²	
Weight (kg)	750 / 850	
Code	0135 00000860	


STANDARD ACCESSORIES

- Hydraulic tapping spindle
- Parallel arm
- Slanted arm
- Table mounting column
- Choose any six safety clutch tapping adapters
- Cast iron work cart
- Electric Motor, Hydraulic Pump, Hydraulic Box
- Electric - Controlled Device

SPECIAL ACCESSORIES OF HYDRAULIC TAPPING MACHINE



TM 800035
90° and Various degree tapping device



TM 800036
Depth Controller

Patent on record

Type HM-22



Type HM-32



Type HM-42



Type HM-50



Type HM-60



Patent on record

STANDARD ACCESSORIES

- Hydraulic tapping spindle
- Parallel arm
- Slanted arm
- Table mounting column
- Choose any six safety clutch tapping adapters
- Work Cart
- Electric Motor, Hydraulic Pump, Hydraulic Box
- Electric - Controlled Device

Model	HM-22	HM-32	HM-42	HM-50	HM-60
For Tap	M3 ~ M22	M4 ~ M32	M4 ~ M42	M8 ~ M50	M8 ~ M60
Speed (rpm)	0~400	0~500 / 0~105	0~400 / 0~75	0~360 / 0~60	0~360 / 0~60
Work Range	Rmax (mm)	1600	1600	1600	1600
	Rmin (mm)	200	200	200	200
Voltage	220/380 V, 50/60 Hz, 3-PHASE				
Electric Motor	3 HP	3 HP	3 HP	5 HP	10 HP
Hydraulic Pressure	100 kg/cm ²	100 kg/cm ²	100 kg/cm ²	140 kg/cm ²	140 kg/cm ²
Weight (kg)	300 / 400	300 / 400	300 / 400	300 / 400	450 / 550
Code	0135 10000322	0135 10000432	0135 10000442	0135 10000850	0135 10000860

Type DMR-16, 24, 32



Image for reference only. Standard Accessories Exclusive of work cart.

Model		DMR-16	DMR-24
For Tap		M3 ~ M16	M3 ~ M24
Speed (rpm)		0~400 / 0~130	0~350 / 0~110
Work Range	Rmax (mm)	1100	1100
	Rmin (mm)	250	250
Voltage		220 V Single-PHASE	
Electric Motor		0.4 kw	0.6 kw
Weight (kg)		35 / 40	35 / 40
Code		0139 10000316	0139 10000324

Patent on record

STANDARD ACCESSORIES

- Electric tapping spindle
- Parallel arm
- Table mounting column
- Choose any six safety clutch tapping adapters
- Electric - Controlled Device

OPTIONAL DEVICE

- 90° and various degree tapping device
- Cast iron work cart

Model		DMR-32
For Tap		M3 ~ M32
Speed (rpm)		0~350 / 0~70
Work Range	Rmax (mm)	1100
	Rmin (mm)	250
Voltage		220 V Single-PHASE
Electric Motor		0.75 kw
Weight (kg)		60 / 65
Code		0139 10000332

Patent on record

STANDARD ACCESSORIES

- Electric tapping spindle
- Parallel arm
- Table mounting column
- Choose any six safety clutch tapping adapters
- Electric - Controlled Device

OPTIONAL DEVICE

- 90° and various degree tapping device
- Cast iron work cart

Type DMT-16, 24



Image for reference only. Standard Accessories Exclusive of work cart.

Model		DMT-16	DMT-24
For Tap		M3 ~ M16	M3 ~ M24
Speed (rpm)		0~400 / 0~130	0~350 / 0~110
Work Range	Rmax (mm)	1500	1500
	Rmin (mm)	200	200
Voltage		220 V Single-PHASE	
Electric Motor		0.4 kw	0.6 kw
Weight (kg)		35 / 40	35 / 40
Code		0137 10000316	0137 10000324

Patent on record

STANDARD ACCESSORIES

- Electric tapping spindle
- Parallel arm
- Slanted arm
- Table mounting column
- Choose any six safety clutch tapping adapters
- Electric - Controlled Device

OPTIONAL DEVICE

- 90° and various degree tapping device
- Cast iron work cart

Type DMT-32



Image for reference only. Standard Accessories Exclusive of work cart.

Model		DMT-32
For Tap		M3 ~ M32
Speed (rpm)		0~350 / 0~70
Work Range	Rmax (mm)	1500
	Rmin (mm)	200
Voltage		220 V Single-PHASE
Electric Motor		0.75 kw
Weight (kg)		60 / 65
Code		0137 10000332

Patent on record

STANDARD ACCESSORIES

- Electric tapping spindle
- Parallel arm
- Slanted arm
- Table mounting column
- Choose any six safety clutch tapping adapters
- Electric - Controlled Device

OPTIONAL DEVICE

- 90° and various degree tapping device
- Cast iron work cart

Type EMAQ-32



Image for reference only. Standard Accessories Exclusive of work cart.

Model		EMAQ-32
For Tap		M3 ~ M32
Speed (rpm)		0~300 / 0~60
Work Range	Rmax (mm)	1000
	Rmin (mm)	100
Voltage		220 V Single-PHASE
Electric Motor		0.75 kw
Weight (kg)		60/65
Code		0140 10000332

Patent on record

STANDARD ACCESSORIES

- Electric tapping spindle
- Parallel arm
- Slanted arm
- Table mounting column
- Choose any six safety clutch tapping adapters
- Electric - Controlled Device
- Digital readout manual panel
- Depth controller, reverse in automatic

OPTIONAL DEVICE

- 90° and various degree tapping device
- Cast iron work cart

Type EMAT-32



Image for reference only. Standard Accessories Exclusive of work cart.

Model		EMAT-32
For Tap		M3 ~ M32
Speed (rpm)		0~300 / 0~60
Work Range	Rmax (mm)	1900
	Rmin (mm)	200
Voltage		220 V Single-PHASE
Electric Motor		0.75 kw
Weight (kg)		65/70
Code		0141 10000332

Patent on record

STANDARD ACCESSORIES

- Electric tapping spindle
- Parallel arm
- Slanted arm
- Table mounting column
- Choose any six safety clutch tapping adapters
- Electric - Controlled Device
- Digital readout manual panel
- Depth controller, reverse in automatic

OPTIONAL DEVICE

- 90° and various degree tapping device
- Cast iron work cart



- SPECIAL MACHINE OF DRILLING TOOLS
- CNC MACHINE TOOL HOLDERS
- QUICK CHANGE TAPPING CHUCK
- WITH LENGTH COMPENSATION ON COMPRESSION AND EXPANSION AND RADIAL PARALLEL FLOAT
- SELF - REVERSING TAPPING AT TACHMENTS

TRADE MAX

MAHO ENTERPRISE CO., LTD.

貿巨企業股份有限公司

台中市南屯區精科北路25號

No.25, Jingke N. Rd., Nantun Dist., Taichung City 40852, Taiwan

TEL : 886-4-23583525 . 23583526 FAX : 886-4-23599782

E-mail:tapping@ms26.hinet.net

<http://www.trade-max.com.tw>

<http://www.maho.com.tw>