

Chestionar aparatori telescopice



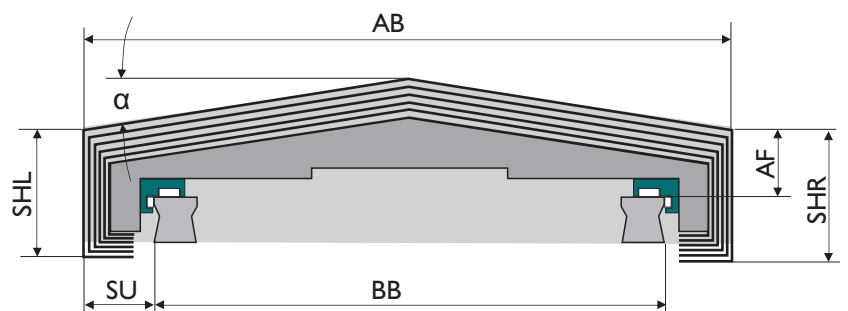
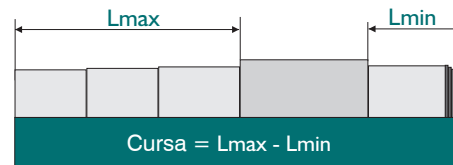
mașini unelte cu CNC
scule, dispozitive, verificatoare
componente ale mașinilor unelte
echipamente de atelier

Pătrașcu & Gane Engineering Company SRL

Desen Nr. _____

Dimensiuni

Lmax _____ mm
Lmin _____ mm
Cursa _____ mm
Cota peste ghidaje BB _____ mm
Latine aparatoare AB _____ mm
Inaltime latura stg SHL _____ mm
Inaltime latura dr. SHR _____ mm
Inaltime aparatoare de
la fata ghidajului AF _____ mm
Unghi (α) _____ °
Dimensiune SU _____ mm



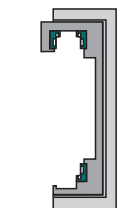
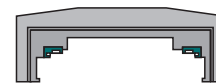
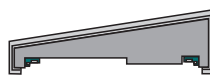
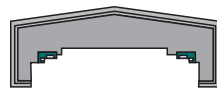
Configuratie aparatorii

forma 1

forma 2

forma 3

forma 4



forma 5

Intrebari cu privire la utilizarea aparatorilor telescopice

Tipul masinii: _____

Pozitia de functionare: orizontal vertical frontal inclinat _____ °

Ce cade pe aparatoare? lichid racire praf span

Viteza de deplasare V: _____ m/min

Accelerare a: _____ m/sec²

Cerinte speciale: _____

Cantitate: _____ buc

Nume firma _____

Pers de contact _____

Oras / Judet _____

Telefon _____

E-Mail _____

Altele _____

Trimiteti cererea pe adresa mihai.aldea@pge.ro