

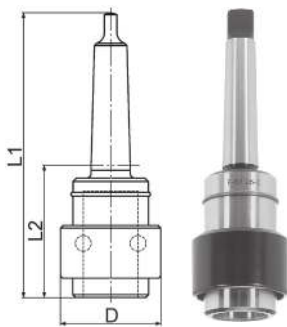
Quick Change Chucks with Morse Taper Shank and Adaptors

Application: On vertical drilling and boring machines with right and left hand spindle rotation

Acceptance: Morse taper with tang DIN 228-B

Special features: Competitive price • simple and uncomplicated design • high practical value • long lifetime

Remark: With quick change adaptors E for drilling and counter bores, PE for reaming and GE for tapping a machine can quickly and easily be changed over from one bore to the next resp. from drilling to reaming or tapping

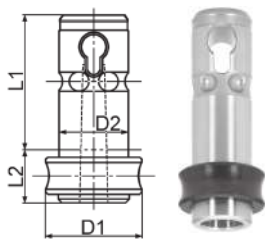


Quick Change Chucks SF

Description	Order-No.	MK	for boring into steel	L1	L2	D	Adaptors
SF26-MK2	3100200	2	24,0 mm Ø	150	75,5	48	E26•PE26•GE26
SF34-MK3	3100300	3	32,0 mm Ø	176	82	61	E34•PE34•GE34
SF46-MK4	3100400	4	50,0 mm Ø	222	104	86	E46•PE46•GE46
SF60-MK5	3100500	5	60,0 mm Ø	282	133	107	E60•PE60•GE60

Application: For acceptance of split sleeves DIN 6329 (see Page 31) for clamping cylindrical twist drills with tangs and counterbores or cutting tools with Morse taper

Special features: Female taper • ejection slot



Tool Adaptors E-MK with Female Taper

Description	Order-No.	MK	L1	L2	D1	D2	Split Sleeves
E26-MK1	3110300	1	60	18	37	26	FM500/1
E26-MK2	3110400	2		30			FM500/2
E34-MK1	3110500	1	65	22	46	34	FM500/1
E34-MK2	3110600	2		26			FM500/2
E34-MK3	3110700	3	82	43	58	46	FM500/3
E46-MK1	3110800	1		23			FM500/1
E46-MK2	3110900	2	105	27	74	60	FM500/2
E46-MK3	3111000	3		27			FM500/3
E46-MK4	3111100	4	105	53	74	60	FM500/4
E60-MK2	3111200	2		26			FM500/2
E60-MK3	3111300	3	105	29	74	60	FM500/3
E60-MK4	3111400	4					68
E60-MK5	3111500	5	105	68	74	60	FM500/5

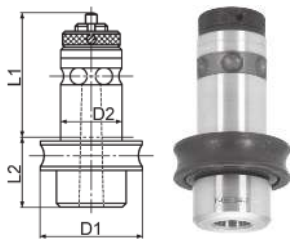
Ordering example:

SF34-MK3 = Order-No. 3100300

Quick Change Chucks with Morse Taper Shank and Adaptors

Application: For acceptance of split sleeves DIN 6328 (see Page 31) for clamping taps with square drive

Special features: Female taper • adjustable safety slip clutch • scale of approximate values • ejector pin



Tapping Adaptors GE-MK with Female Taper

Description	Order-No.	MK	Cutting range	L1	L2	D1	D2	Split Sleeves
GE26-MK1	3120100	1	M1-M10	60	28	43	26	FM501/1
GE26-MK2	3120200	2	M4-M16		39			FM501/2
GE34-MK1	3120300	1	M1-M10	65	23	56	34	FM501/1
GE34-MK2	3120400	2	M4-M16		37			FM501/2
GE34-MK3	3120500	3	M8-M20		53			FM501/3
GE46-MK2	3120600	2	M4-M16	82	28	70	46	FM501/2
GE46-MK3	3120700	3	M8-M20		42			FM501/3
GE46-MK4	3120800	4	M16-M33		67			FM501/4
GE60-MK3	3120900	3	M8-M20		45			FM501/3
GE60-MK4	3121000	4	M16-M33	105	58	84	60	FM501/4
GE60-MK5	3121100	5	M22-M39		91			FM501/5

Ordering example:

GE46-MK2 = Order-No. 3120600