

# Hobbing Machine 160



The K 160 combines an innovative design principle with state-of-the-art technology and the wealth of experience gained during generations of gear cutting. Whether used for dry or wet machining, customized automation equipment and an extensive technology package make the K 160 an optimal high-speed hobbing center for gear modules up to 2.5.



K 160







HOBGING MACHINE



## The perfect shaft in record time.

Throughput and idle times are governed, by cutting speeds, the workpiece loading process and ease of setting – all economically decisive factors in the machining of large batch sizes. For the machining of pinions and shafts with the smallest number of teeth the K 160 from KOEPFER is the world's fastest hobbing machine with the lowest chip-to-chip times. About 8 to 10 years ago, the machining times for armature shafts, for example, were in the


region of 20 to 25 seconds, the K 160 has – for a few years – been the world's only machine to reduce them to 8 to 10 seconds.

This position has been reached due to the company's outstanding capabilities not only in the high-speed dry hobbing of planetary gears and the high-speed gear cutting of armature shafts but also in the tangential milling of worm gears.


K 160



High-speed dry hobbing of planetary gears



High-speed dry gear cutting of armature shafts



Worm gears can not only be radially milled, as is the common practice, but – where greater precision is demanded – they can be tangentially milled, with the shank cutter being clamped in a hydraulic expansion chuck

Steering pinions: soft pre-milling and hard finish-milling (skiving) of the gearing.  
Manufacturing quality:  
Pre-milling (soft) to DIN 7–8  
Skiving (hard) to DIN 7

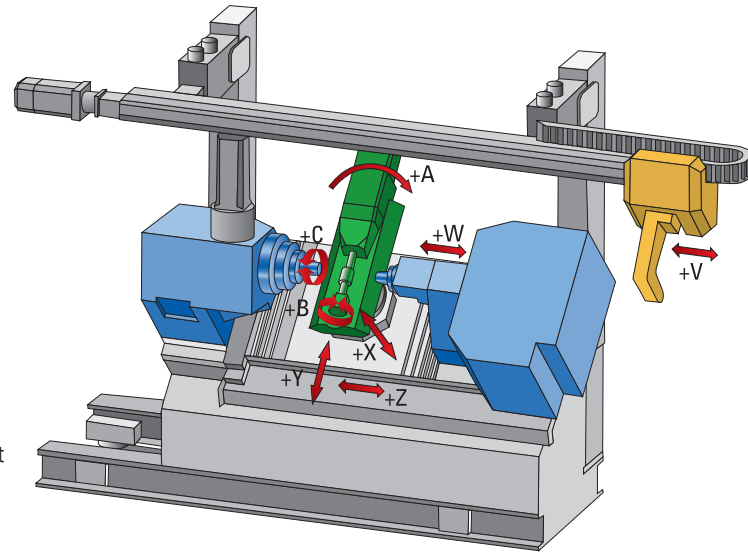




# The perfect basis for precision and productivity.

The Hobbing Machine 160 is equipped with the latest generation of 8-axis control systems and offers high hobbing head and work spindle speeds. This makes it possible to use high cutting speeds, even on those pinions and shafts with the fewest number of teeth.

The base of the machine is made out of MINERALIT® polymer concrete in a slant bed design. This machine base is great for vibration dampening and is also torsion and bending resistant. The slant bed design has an appropriate chip and coolant removal system.



- NC axes:
- |                                  |   |
|----------------------------------|---|
| A – Hobbing head swivel movement | X – Radial movement of hobbing head       |
| B – Hob rotation                 | Y – Tangential movement of hob (shifting) |
| C – Workpiece rotation           | Z – Axial movement                        |
| W – Tailstock travel             | V – Gantry loader travel                  |

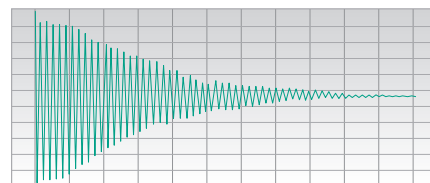
K 160

## The machine base.

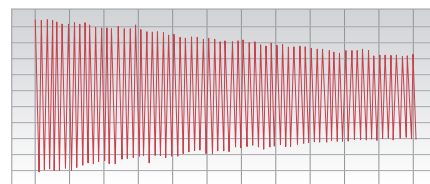
The machine body is made of high-grade MINERALIT® polymer concrete and provides excellent damping properties. This results in better surface quality and long tool service lives.

The advantages:

- Excellent vibration damping, resulting in extended tool life and superb surface finishes
- MINERALIT® polymer concrete is thermally stable which ensures constant production results



Vibration damping effect on EMAG machine base made from MINERALIT® polymer concrete



In comparison to: Vibration damping effect on machine bases in cast iron

## The machining area.

The slant-bed design of the machine provides easy access to the hobbing head and to the workpiece and offers outstanding conditions for chip and coolant removal.

The optional equipment includes a chip suction device for dry hobbing operations.



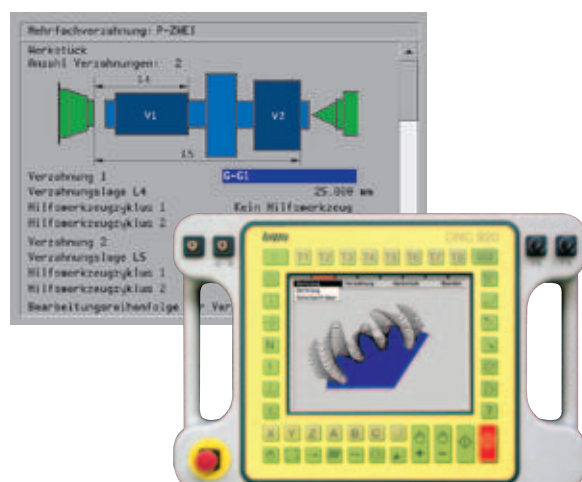
Machining area with hobbing head (direct drive)

## The control system.

The K 160's control system is of the latest generation and has the following characteristics:

- Its PC-operating control features a touch-screen panel in lieu of keyboard and mouse. The control has an integral program memory with a capacity of 1 MB (sufficient for over 750 different workpieces).
- The user interface Windows "Look and Feel" is similar to that of office PCs.
- The continuously improving, already extensive KOEPFER dialogue software allows for the easy generation of complex programs.

- The control system also offers extensive diagnostics functions including online access to the controls by KOEPFER service personnel.




# Flexible automation.

The integral gantry loader with rotary twin-grippers makes for the shortest possible workhandling times. The available automation equipment covers the demands for autonomy and includes magazines for a variety of blanks and finish-machined components.




Integral gantry loader with flexible workpiece magazines, feeder chain and belt conveyor

Long-time magazines, like the circulating storage conveyor, make sure that machines are running for a number of hours and are not only suitable for both wheel- and shaft-type components but can also be reset without much effort.



Long-time recirculating storage conveyor

K 160




Multiple distributor system with multiple feeder rails

The capacity of a gravity-based magazine, and therefore, the autonomy of the machine, can be greatly enhanced with the use of multiple feeder rails.

The triple distributor system can also be used as a twin or even a single distributor. Moving the distributor levers provides a practically unlimited number of settings to accommodate different workpiece lengths.








# Options.

Auxiliary tool holders are available in single- or twin-head configuration. The latter can be used, for instance, to position and debur workpieces simultaneously.

Apart from being used for the deburring with wheel or cutting tool, the auxiliary tool holder can also be employed as a vibration damper or as a holder for the sensor used to automatically position the workpieces, or for special applications, such as holding driven deburring tools.

Also available is an angular milling head that can be fitted to the hobbing head to serve as an adaptor for the milling of multi-start worms.



K 160

## Options:

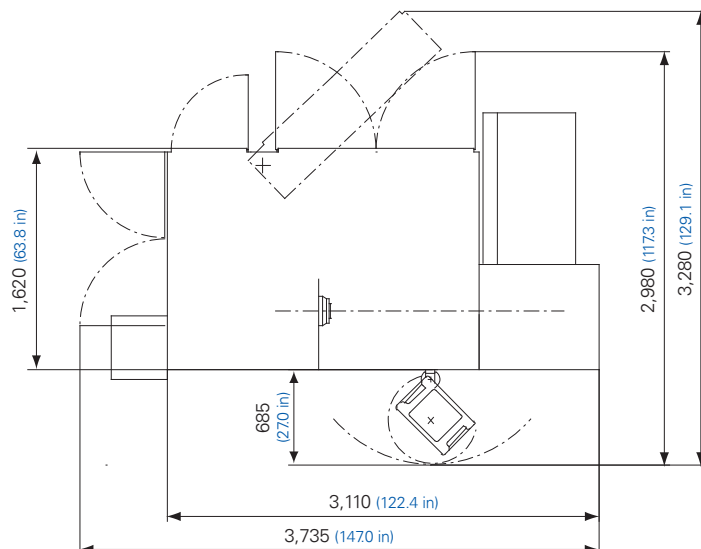
- Workholding units for wheel-, pinion- and shaft-type workpieces and milling hobs
- Hydraulic expansion chucks for the clamping of shank hobs
- Hydraulic quick-chucking device for workpieces and milling hobs
- Workholding with expanding mandrels
- Deburring device (vibration damper, holder for sensor) in single- or twin-head configuration
- Automatic, sliding-type chip conveyor
- Oil mist extractor
- Suction device for dry hobbing operations
- Automatic orientation for skiving operations
- Software containing special commands, e.g. for the skipping of damaged sectors on the hob, or for various positioning tasks, etc.
- A selection of magazines for blanks and finish-machined components
- Workhandling with robots

# Technical data.

Capacity		K 160	
Largest module			2.5
Max. workpiece dia.			
Standard (for automatic loading)	mm	60	
	in	2.4	
Option (for automatic loading)	mm	90	
	in	3.5	
Max. (for manual loading up to hob dia. 32 mm)	mm	140	
	in	5.5	
Max. hobbing length	mm	200	
	in	7.9	
Machine with extended base	mm	480	
	in	18.9	
Max. workpiece length	mm	300	
	in	11.8	
Machine with extended base	mm	1,000	
	in	39.4	
Max. work spindle speed	rpm	4,000	
Max. hobbing speed	rpm	5,000	
Max. hob dia.	mm	63	
	in	2.5	
Max. hob width	mm	250	
	in	9.8	
Max. hob shift	mm	160	
	in	6.3	
Swivel angle of hobbing head			± 50°
Angular milling head for the milling of worms			
Speed of side milling cutter	rpm	400 – 1,500	
Max. side milling cutter dia.	mm	80	
	in	3.2	
Max. side milling cutter width	mm	30	
	in	1.2	
Largest module			2.5

## Floor plan K 160

Dimensions in mm



Subject to technical changes



# At home in the world.

## EMAG Gruppen-Vertriebs- und Service GmbH

### Salach

Austrasse 24  
73084 Salach  
Germany  
Phone: +49 7162 17-0  
Fax: +49 7162 17-820  
E-mail: info@salach.emag.com

### Frankfurt

Martin-Behaim-Strasse 12  
63263 Neu-Isenburg  
Germany  
Phone: +49 6102 88245-0  
Fax: +49 6102 88245-412  
E-mail: info@frankfurt.emag.com

### Cologne

Robert-Perthel-Strasse 79  
50739 Köln  
Germany  
Phone: +49 7162 17-0  
Fax: +49 7162 17-820  
E-mail: info@koeln.emag.com

### Leipzig

Pittlerstrasse 26  
04159 Leipzig  
Germany  
Phone: +49 341 4666-0  
Fax: +49 341 4666-014  
E-mail: info@leipzig.emag.com

### Munich

Zamdorferstrasse 100  
81677 München  
Germany  
Phone: +49 89 99886-250  
Fax: +49 89 99886-160  
E-mail: info@muenchen.emag.com

### Austria

Glaneckerweg 1  
5400 Hallein  
Austria  
Phone: +43 6245 76023-0  
Fax: +43 6245 76023-20  
E-mail: info@austria.emag.com

### Denmark

Horsvangen 31  
7120 Vejle Ø  
Denmark  
Phone: +45 75 854854  
Fax: +45 75 816276  
E-mail: info@daenemark.emag.com

### Sweden

Glasgatan 19B  
73130 Köping  
Sweden  
Phone: +46 221 40305  
E-mail: info@sweden.emag.com

### Poland

ERALL Poland  
ul. Elektoralna 19b/m.11  
00-137 Warsaw  
Poland  
Phone: +48 022 392 73 22  
E-mail: j.tomczak@erall.pl

### Czech Republic

Lolkova 766  
103 00 Praha 10 – Kolovraty  
Czech Republic  
Phone: +420 731 476070  
E-mail: mdelis@emag.com

### Russia

ul. Akademika Chelomeya 3/2  
117630 Moscow  
Russia  
Phone: +7 495 287 0960  
Fax: +7 495 287 0961  
E-mail: info@russia.emag.com

### Belarus

ul. Timirjazeva, 65 B, Office 1101  
220035 Minsk  
Belarus  
Phone: +375 17 2547730  
Fax: +375 17 2547730  
E-mail: info@emag.by

Contact us. Now.

### ZETA EMAG Srl

Viale Longarone 41/A  
20080 Zibido S.Giacomo (MI)  
Italy  
Phone: +39 02 905942-1  
Fax: +39 02 905942-22  
E-mail: info@zeta.emag.com

### EMAG (UK) Ltd.

Chestnut House,  
Kingswood Business Park  
Holyhead Road  
Albrighton  
Wolverhampton WV7 3AU  
Great Britain  
Phone: +44 1902 37609-0  
Fax: +44 1902 37609-1  
E-mail: info@uk.emag.com

### EMAG L.L.C. USA

38800 Grand River Avenue  
Farmington Hills, MI 48335  
USA  
Phone: +1 248 477-7440  
Fax: +1 248 477-7784  
E-mail: info@usa.emag.com

### EMAG MEXICO

Colina de la Umbria 10  
53140 Boulevares  
Naucalpan Edo. de México  
Mexico  
Phone: +52 55 5374266-5  
Fax: +52 55 5374266-4  
E-mail: info@mexico.emag.com

### NODIER EMAG INDUSTRIE

2, Parc des Fontenelles  
78870 Bailly  
France  
Phone: +33 130 8047-70  
Fax: +33 130 8047-69  
E-mail: info@nodier.emag.com

### EMAG MAQUINAS HERRAMIENTA S.L.

Pasaje Arrahona, nº 18  
Polígono Industrial Santiga  
08210 Barberà del Vallès (Barcelona)  
Spain  
Phone: +34 93 7195080  
Fax: +34 93 7297107  
E-mail: info@emh.emag.com

### EMAG DO BRASIL Ltda.

Rua Schilling, 413  
Vila Leopoldina  
05302-001 São Paulo  
SP, Brazil  
Phone: +55 11 38370145  
Fax: +55 11 38370145  
E-mail: info@brasil.emag.com

### EMAG INDIA Pvt. Ltd.

Technology Centre  
No. 17/G/46-3, Industrial Suburb,  
2<sup>nd</sup> Stage, Yeshwantpur,  
Bengaluru – 560 022.  
India  
Phone: +91 80 42544400  
Fax: +91 80 42544440  
E-mail: info@india.emag.com

### EMAG SOUTH AFRICA

P.O. Box 2900  
Kempton Park 1620  
Rep. South Africa  
Phone: +27 11 39350-70  
Fax: +27 11 39350-64  
E-mail: info@southafrica.emag.com

### EMAG Machine Tools (Taicang) Co., Ltd.

Building 3, Cang Neng  
Europe & American Technology Park  
No. 8 Lou Jiang Rd. (N.)  
215400 Taicang  
P.R. China  
Phone: +86 512 5367-6065  
Fax: +86 512 5357-5399  
E-mail: info@china.emag.com

### EMAG KOREA Ltd.

Rm204, Biz center,  
SKn Technopark, 124 Sagimakgol-ro,  
Sangdaewon-dong, Joongwon-gu,  
Seongnam City,  
Gyeonggi-do, 462-721,  
South Korea  
Phone: +82 31 776-4415  
Fax: +82 31 776-4419  
E-mail: info@korea.emag.com

### TAKAMAZ EMAG Ltd.

1-8 Asahigaoka Hakusan-City  
Ishikawa Japan, 924-0004  
Japan  
Phone: +81 76 274-1409  
Fax: +81 76 274-8530  
E-mail: info@takamaz.emag.com

Subject to technical changes.

177-1-GB/09/2013 - Printed in Germany - © Copyright EMAG

www.emag.com

