

MACHINE MODEL

KS 450 FT

Compact semiautomatic bandsaw

Short description

KS 450 FT is the compact version of KS 450, IMET semi-automatic sawing machine for cutting pipes, beams, profiles and for steel constructions. The machine cuts at angle from 0 ° to 60 ° right and left.




Scan the video




Cutting capacity at 0°	Round: 350mm - Square: 330mm - Rectangular: 450x320mm
Cutting capacity at 45° right/left	Round: 330mm - Square: 320mm - Rectangular: 320x300mm
Cutting capacity at 60° left	Round: 210mm - Square: 200mm - Rectangular: 180x270mm
Cutting capacity at 60° right	Round: 160mm - Square: 150mm - Rectangular: 150x270mm
Cutting capacity at 90° (solids)	Round: 250mm
Cutting capacity (BUNDLE)	Max. 250x120mm - Min. 170x60mm
Blade size	4250x34x1.1mm
Blade speed	40/80 m/min
Variable speed inverter (ESC)	15/100 m/min
Blade motor	1.7/2.2 KW
Blade motor with inverter (ESC)	2.2 KW
Working table height	850mm
Dimensions	900x2500x2180mm
Weight	865kg

Features




Steel sawframe

Ks 450FT is equipped with rigid welded steel tubular section arc and 360mm pulleys. Rotation of the arc is done on preloaded bearing to ensure arc rotation without friction and easier. The optimal alignment of the blade is guaranteed by the blade guide with inserts in carbide and additional bearings.



Vice

Sliding transversely on the work surface with locking and hydraulic approach, complete with reducer of pressure. Total stroke: 460mm.




Working table

The work surface of the KS 450 FT is wide to be able to support all the material; the table is equipped with a system automatic stops at 45 ° left, 0 ° and 45 ° right. All other inclinations are viewable through the graduated scale on the cutting table.



Material detection device

To facilitate the approach of the blade to the material KS450FT mounts a device for detection automatic cutting start and end point.



Control panel

KS 450 FT s equipped with a control console attached to the column with a control LED for checking blade tensionning, blade guard, motor thermal block and electric voltage.



Cut end

It is possible to choose the cutting end mode: - ascent of arch with stopped blade;
- arch ascent with moving blade; - end of cycle without ascent of the arch;



Bimetallic blade

OPTIONAL

Blade dimensions are 4250x34x1,1mm. On request it's available a blade of 4250x27x0.9mm The tension is equal to 2000kg / cm² with control microswitch and immediate stop in case of breaking of the blade.



Blade cleaning

Motorized nylon cleaning brush for blade, driven by motor pulley to always keep in perfect condition the cutting blade.



Minimal lubrication system (Optional)

OPTIONAL

The lubrication system cancels the dispersion of the coolant without damaging or affecting the life of the blade. The system is equipped with a 1.3l tank and nozzle.



Loading/unloading roller table (Optional)

OPTIONAL

Roller conveyor suitable for the unloading and loading side. Length 1.5m, 1 pedestal, max loading 1500kg. To attach the roller table you need to order the connection.



Unloading roller table (Optional)

OPTIONAL


Unloading roller table with digital reading and manual movement. Available : - RTL3KS450 Measuring length of 3m, 3 pedestals, max loading 3000kg; -RTL6KS450 Measuring length of 6m, 5 pedestals, max loading 6000kg.



Unloading roller table (Optional)

OPTIONAL

Unloading roller table with length stop and selection of the lengths by means of a keyboard Available: -RTP3KS450 Measuring length of 3m, 3 pedestals, max loading 3000kg; -RTP6KS450 Measuring length of 6m, 5 pedestals, max loading 6000kg.



Motorized loading roller table (Optional)

OPTIONAL


Loading motorised roller tables, with chain transmission and motor reducer managed by inverter, with mobile keyboard. Available : -3m, loading 3000kg; -6m, loading 6000kg; -9m, loading 9000kg; -12m, loading 12000kg.



Motorized unloading roller table (Optional)

OPTIONAL


Unloading motorized roller table, with chain transmission and motor reducer managed by inverter, available only together with loading roller table. Available: -3m, loading 3000kg; -6m, loading 6000kg; -9m, loading 9000kg; -12m, loading 12000kg.



Digital reading length stop (Optional)

OPTIONAL

Digital reading length stop with manual positioning with automatic slowdown sensors, available only together with unloading motorized roller table. Measuring length 3m; Measuring length 6m; Measuring length 9m; Measuring length 12m



Motorized length stop (Optional)

OPTIONAL

Numerical control motorized measurement RR with fast approaching for automatic slowdown of the piece (to be ordered coupled with automatic conveyors) -RR6S 6m measuring length -RR9S 9m measuring length -RR12S 12m measuring length



Vertical single roller (Optional)

OPTIONAL

Single vertical roller, height of 250 mm. to prevent falls, max 2 each 1,5 mt.



Vertical rollers (Optional)

OPTIONAL

Pair of containment vertical rollers, made in steel, max 2 pairs for each element 1,5 mt long.