

MACHINE MODEL

KS 620


Semiautomatic bandsaw for steel constructions

Short description

The KS saws are the only ones in their class that can cut 60 ° right and left by positioning the locking vice only once. The vice is sliding transversely on the support surface with locking and rapid approach.




Scan the video




Cutting capacity at 0°	Round: 500mm - Square: 420mm - Rectangular: 600x400mm
Cutting capacity at 45° left/right	Round: 445mm - Square: 410mm - Rectangular: 450x250mm
Cutting capacity at 60° left	Round: 320mm - Square: 290mm - Rectangular: 280x350mm
Cutting capacity at 60° right	Round: 245mm - Square: 240mm - Rectangular: 240x310mm
Cutting capacity (BUNDLE)	Max: 500x300mm - Min: 160x40mm
Cutting capacity at 0° solids (C45)	250mm
Blade size	5320x34x1.1mm
Blade speed	15-100m/min
Blade	3KW
Working table height	805mm
Blade inclination	6°
Weight	1450kg
Dimensions	1705x2500x2500mm

Features




Vice and material locking

The vice slides transversally on the work surface, linear guides, locking and rapid approach, complete with standard pressure reducer. All the saws of KS series (450, 502, 620 and 652) allow to fix the material clamping vice only once and then to rotate the arc for cutting both right and left (up to 60 °).



Large working table

Easy to use thanks to the rotating work surface integral with the arc and the blade passage to optimize the material support system during processing in all angles.



Cutting precision

The cutting precision is ensured by the graduated scale (on the work surface) which constitutes a visual reference for the operator in case of angle cutting. There're also automatic stops at 45°left, 0 ° and 45 ° right. To increase cutting precision, IMET band saws are equipped of a system for detecting degrees of cut away from the center.




Steelframe and blade inclination

In electro-welded steel, the blade has an inclination of 6 ° to improve the penetration in the material and optimize the execution of the cut. The rotation of the arc is done by bearing preloaded. The blade of KS 620 has a tensioning of 2000kg / cm² and is equipped with a control microswitch for immediate stop in case of blade breaking or power failure.



Inclined blade

KS 620 and all the saws of the KS range finish the cut with the blade inclined 6 °, facilitating the penetration of the blade into the material and allowing to always cut a section of material even in presence of a solid.



Material detection device

To facilitate the approach of the blade to the material KS450 mounts a device for detection automatic cutting start and end point. The machine offers the opportunity to remove the device if you want to increase the cutting capacity at 0 ° and 45 ° (right and left).



Blade cleaning

Motorized nylon cleaning brush for blade, driven by motor pulley to always keep in perfect condition the cutting blade.



Control panel

KS 620 is equipped with a mobile control console with control LED for tensioning the blade, opening of the blade guard, motor thermal block and electrical tension. Through the coontrol the operator can choose between 3 different ways of cutting end: ascent of the bow with stopped blade, ascent of the bow with blade in movement and end of cycle without bow ascent.



Laser (Optional)



Minimal lubrication system (Optional)

OPTIONAL

The lubrication system cancels the dispersion of the coolant without damaging or affecting the life of the blade. The system is equipped with a 1.3l tank and nozzle.



Synchronization for arc and roller conveyors movement (Optional)

OPTIONAL


The synchronization system between the RTP line (unloading roller conveyors) and movement of the cutting arc.



Angle display (Optional)

OPTIONAL

It is possible to view the cutting angle and optimize the work process thanks to the visualization via LCD display.



Hydraulic device for bundle cutting (Optional)

OPTIONAL

Hydraulic device for bundle cutting Max: 500x300mm - Min: 160x40mm



Loading/unloading roller table (Optional)

OPTIONAL

Roller conveyor suitable for the unloading and loading side. Length 1.5m, 1 pedestal, max loading 1500kg.



Unloading roller table (Optional)

OPTIONAL


Unloading roller table with digital reading and manual movement. Available : - RTL3KS600 Measuring length of 3m, 3 pedestals, max loading 3000kg; -RTL6KS600 Measuring length of 6m, 5 pedestals, max loading 6000kg.



Unloading roller table (Optional)

OPTIONAL


Unloading roller table with length stop and selection of the lengths by means of a keyboard Available: -RTP3KS600 Measuring length of 3m, 3 pedestals, max loading 3000kg; -RTP6KS600 Measuring length of 6m, 5 pedestals, max loading 6000kg.



Motorized loading roller table (Optional)

OPTIONAL


Loading motorised roller tables, with chain transmission and motor reducer managed by inverter, with mobile keyboard. Available : -3m, loading 3000kg; -6m, loading 6000kg; -9m, loading 9000kg; -12m, loading 12000kg.



Motorized unloading roller table (Optional)

OPTIONAL

Unloading motorized roller table, with chain transmission and motor reducer managed by inverter, available only together with loading roller table. Available: -3m, loading 3000kg; -6m, loading 6000kg; -9m, loading 9000kg; -12m, loading 12000kg.



Digital reading length stop (Optional)

OPTIONAL

Digital reading length stop with manual positioning with automatic slowdown sensors, available only together with unloading motorized roller table - Measuring length 3m; Measuring length 6m; Measuring length 9m; Measuring length 12m



Motorized length stop (Optional)

OPTIONAL

Numerical control motorized measurement RR with fast approaching for automatic slowdown of the piece (to be ordered coupled with automatic conveyors) -RR6S 6m measuring length -RR9S 9m measuring length -RR12S 12m measuring length



Vertical rollers (Optional)

OPTIONAL

Pair of containment vertical rollers, made in steel, max 2 pairs for each element 1,5 mt long.



Single vertical roller (Optional)

OPTIONAL

Single vertical roller, height of 250 mm. to prevent falls, max 2 each 1,5 mt.